



Modulay DI is an architectural luminaire designed to produce a combination of direct and indirect light popular in many of today's modern working environments. The softly lit indirect panels have a textured finish which assist in meeting the requirements of LG2007 and are manufactured from fire retardant polycarbonate which fully meet the 850°C glow wire test requirements of EN.60598.2.22. The louvre assembly is manufactured from zero iridescence anodised aluminium and is securely retained in the housing using shoot bolts, this also ensures optical accuracy. Suitable for 15mm and 24mm exposed grid ceiling systems, wiring access is improved as the complete louvre / panel assembly is simply removed from the fully flanged body during installation. All Modulay DI models use High Frequency control gear as standard and are also available with DSI digital dimming gear where lighting control is required. Both HF and DSI types are fully supported by integral 3 hour emergency versions. Modulay DI is available with or without lamps.



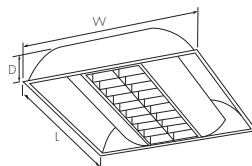
- Recessed Direct and Indirect lighting solution
- Efficient, soft lit lighting effect - Part L compliant 2008
- 65° cut off louvre meets criteria for LG2007
- Suitable for 15 & 24mm exposed grid ceiling systems
- Fully flanged body finished in RAL9016 white
- Integral 3 hour emergency versions

## Catalogue Numbers

Lamp Rating	Gear Option	Cat No c/w lamps	Weight (kg)	Em Cat No c/w lamps	Weight (kg)	Cat No less lamps	Weight (kg)	Em Cat No less lamps	Weight (kg)
4 x 14W	High Frequency	MDI414Z	4.3	EBMDI414Z	5.6	MDI414ZX	4.1	EBMDI414ZX	5.4
2 x 24W	High Frequency	MDI224Z	4.3	EBMDI224Z	5.6	MDI224ZX	4.2	EBMDI224ZX	5.5
2 x 40W	High Frequency	MDI240Z	4.2	EBMDI240Z	5.6	MDI240ZX	4.0	EBMDI240ZX	5.4
1 x 55W	High Frequency	MDI155Z	4.1	EBMDI155Z	5.5	MDI155ZX	4.0	EBMDI155ZX	5.4
2 x 55W	High Frequency	MDI255Z	4.2	EBMDI255Z	5.6	MDI255ZX	4.0	EBMDI255ZX	5.4
4 x 14W	DSI Digital Dim	MDI414RD	4.5	EBMDI414RD	5.7	MDI414RDX	4.3	EBMDI414RDX	5.5
2 x 24W	DSI Digital Dim	MDI224RD	4.3	EBMDI224RD	5.6	MDI224RDX	4.2	EBMDI224RDX	5.5
2 x 40W	DSI Digital Dim	MDI240RD	4.4	EBMDI240RD	5.8	MDI240RDX	4.2	EBMDI240RDX	5.6
1 x 55W	DSI Digital Dim	MDI155RD	4.3	EBMDI155RD	5.7	MDI155RDX	4.2	EBMDI155RDX	5.6
2 x 55W	DSI Digital Dim	MDI255RD	4.4	EBMDI255RD	5.8	MDI255RDX	4.2	EBMDI255RDX	5.6

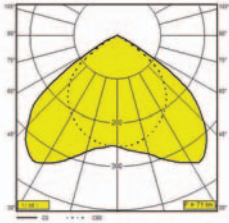
## Dimensions

Lamp Rating	L (mm)	W (mm)	D (mm)
All types	597	597	97



# Photometric Data & Fast Calculation Tables

Cat No. MDI414Z

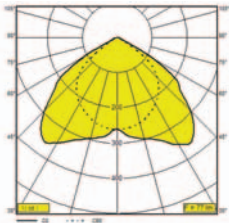


LOR: 71.3%  
SHR nom: 2.00  
SHR max: 2.06

Utilisation Factors/TM5											
Reflectances			Room Index								
C	W	F	0.75	1	1.25	1.5	2	2.5	3	4	5
70	50	20	N/A	62	66	68	72	74	75	77	78
	30		N/A	59	62	65	69	71	73	75	77
	10		N/A	56	60	63	67	70	71	74	75
50	50	20	N/A	61	64	66	70	72	73	74	75
	30		N/A	58	61	64	67	70	71	73	74
	10		N/A	56	59	62	66	68	70	72	73
30	50	20	N/A	60	63	65	68	69	70	72	73
	30		N/A	57	60	63	66	68	69	71	72
	10		N/A	55	58	61	64	67	68	70	71
0	0	0	N/A	54	57	59	62	64	65	67	68
BZ-class			1	1	1	1	1	1	1	1	1

4 x 14w T5 / 4800 lm									
Illuminance (lx)	Height (m)	Room size (m <sup>2</sup> )							
		40	60	80	100	150	200	250	300
300	2.45	6	8	10	12	17	22	27	32
	2.60	6	8	10	12	18	23	27	33
	2.70	6	8	10	13	18	23	28	33
500	2.40	8	10	13	16	23	29	36	43
	2.60	8	11	14	16	23	30	36	43
	2.70	8	11	14	17	24	30	37	43
1000	2.40	9	13	17	20	28	37	45	54
	2.60	10	13	17	20	29	37	45	54
	2.70	10	13	17	21	29	38	46	54
Maintenance factor: 0.8									

Cat No. MDI224Z

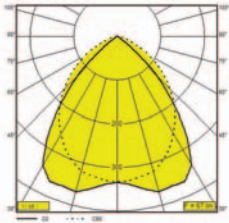


LOR: 76.7%  
SHR nom: 1.25  
SHR max: 1.35

Utilisation Factors/TM5											
Reflectances			Room Index								
C	W	F	0.75	1	1.25	1.5	2	2.5	3	4	5
70	50	20	48	57	63	67	72	75	77	80	82
	30		43	52	58	62	68	72	74	78	80
	10		39	48	54	59	65	69	72	75	78
50	50	20	47	56	61	65	69	73	75	77	79
	30		42	51	57	61	66	70	72	75	77
	10		38	48	54	58	64	67	70	73	76
30	50	20	46	54	59	63	67	70	72	74	76
	30		41	50	56	60	65	68	70	73	74
	10		38	47	53	57	62	66	68	71	73
0	0	0	36	45	51	55	60	63	65	68	70
BZ-class			3	3	3	3	2	2	2	2	2

2 x 24w T5 / 3500 lm									
Illuminance (lx)	Height (m)	Room size (m <sup>2</sup> )							
		40	60	80	100	150	200	250	300
300	2.40	7	10	13	16	22	28	35	41
	2.60	8	10	13	16	22	29	35	42
	2.70	8	11	13	16	23	29	35	42
400	2.40	10	13	17	21	29	38	46	55
	2.60	10	14	17	21	30	38	47	55
	2.70	10	14	18	21	30	39	47	55
500	2.40	12	17	21	26	36	47	58	68
	2.60	13	17	22	26	37	48	58	69
	2.70	13	17	22	26	37	48	59	69
Maintenance factor: 0.8									

Cat No. MDI240Z



LOR: 70.3%  
SHR nom: 2.00  
SHR max: 2.05

Utilisation Factors/TM5											
Reflectances			Room Index								
C	W	F	0.75	1	1.25	1.5	2	2.5	3	4	5
70	50	20	N/A	61	64	67	70	72	74	76	77
	30		N/A	57	61	63	68	70	72	74	75
	10		N/A	55	58	61	65	68	70	72	74
50	50	20	N/A	59	62	65	68	70	71	73	74
	30		N/A	56	60	62	66	68	70	72	73
	10		N/A	54	57	60	64	67	68	70	72
30	50	20	N/A	58	61	63	66	68	69	71	71
	30		N/A	56	59	61	65	67	68	69	70
	10		N/A	54	57	59	63	65	67	68	70
0	0	0	N/A	52	55	57	61	63	64	65	66
BZ-class			1	1	1	1	1	1	1	1	1

2 x 40w PL / 7000 lm									
Illuminance (lx)	Height (m)	Room size (m <sup>2</sup> )							
		40	60	80	100	150	200	250	300
300	2.40	4	6	7	9	12	16	19	23
	2.60	4	6	7	9	12	16	19	23
	2.70	4	6	7	9	13	16	19	23
400	2.40	6	7	10	11	16	21	25	30
	2.60	6	8	10	12	16	21	26	30
	2.70	6	8	10	12	17	21	26	30
500	2.40	7	9	12	14	20	26	32	37
	2.60	7	9	12	14	20	26	32	38
	2.70	7	10	12	15	21	26	32	38
Maintenance factor: 0.8									

**Cooper Lighting and Safety Ltd**  
Wheatley Hall Road, Doncaster, South Yorkshire. DN2 4NB  
www.cooper-ls.com

**Sales**  
T: +44 (0)1302 303303  
F: +44 (0)1302 367155  
E: sales@cooper-ls.com

**General**  
T: +44 (0)1302 321541  
F: +44 (0)1302 303220  
E: technical@cooper-ls.com

**Major Projects London**  
T: +44 (0)1992 787999  
F: +44 (0)1992 787222  
E: london@cooper-ls.com

**Export**  
T: +44 (0)1302 303250  
F: +44 (0)1302 303251  
E: export@cooper-ls.com