



Wavelite T5 uses the latest HF control gear and lamps to good effect producing an ultra slim profile luminaire with great aesthetics. The robust steel gear tray is powder coat paint finished and has a positive internal screw fix retention method for the polycarbonate moulded end caps. The prismatic controller and luminaire end caps are manufactured from a grade of polycarbonate that meets the emergency glow wire test. This means that 3 Hour maintained emergency versions of all sizes are available for use in both open areas and defined escape routes. Wavelite has a protection rating of IP44 when used in surface mode offering a high level of cover against solid objects and wet conditions and IP20 when suspended. The snap fit controller allows for a tool free lamp replacement making maintenance straightforward. Wavelite T5 is supplied less lamp.

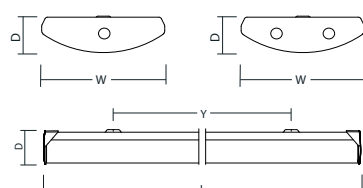
- Sleek, low profile surface luminaire
- Steel Gear Tray with white powder coat paint finish
- Polycarbonate End Caps and Diffuser - meets emergency glow wire test
- IP44 rated with a high protection to solid objects and wet conditions when surface mounted
- Snap fit Diffuser offers tool free lamp replacement

## Catalogue Numbers

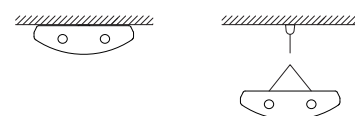
Lamp Rating/Type	Gear Type	Description	Cat No	Weight (Kg)
1x28 T5 HE Lamp	High Frequency	Wavelite 1x28 less lamp	WLT128ZX	4.0
1x35 T5 HE Lamp	High Frequency	Wavelite 1x35 less lamp	WLT135ZX	4.7
1x54 T5 HO Lamp	High Frequency	Wavelite 1x54 less lamp	WLT154ZX	4.0
1x49 T5 HO Lamp	High Frequency	Wavelite 1x49 less lamp	WLT149ZX	4.7
2x28 T5 HE Lamps	High Frequency	Wavelite 2x28 less lamp	WLT228ZX	4.1
2x35 T5 HE Lamps	High Frequency	Wavelite 2x35 less lamp	WLT235ZX	4.8
2x49 T5 HO Lamps	High Frequency	Wavelite 2x49 less lamp	WLT249ZX	4.8
1x28 T5 HE Lamp	H F Emergency	Wavelite 1x28 less lamp	EBWLT128ZX	4.9
1x35 T5 HE Lamp	H F Emergency	Wavelite 1x35 less lamp	EBWLT135ZX	5.6
1x54 T5 HO Lamp	H F Emergency	Wavelite 1x54 less lamp	EBWLT154ZX	4.9
1x49 T5 HO Lamp	H F Emergency	Wavelite 1x49 less lamp	EBWLT149ZX	5.6
2x28 T5 HE Lamps	H F Emergency	Wavelite 2x28 less lamp	EBWLT228ZX	5.0
2x35 T5 HE Lamps	H F Emergency	Wavelite 2x35 less lamp	EBWLT235ZX	5.7
2x49 T5 HO Lamps	H F Emergency	Wavelite 2x49 less lamp	EBWLT249ZX	5.7
1.5m	-	1.5 Suspension Wire Kit	WLTSKIT	0.1

## Dimensions

Lamp Rating	W (mm)	L (mm)	D (mm)	Y (mm)
1x28	172	1194	53	1100
1x35	172	1494	53	1300
1x54	172	1100	53	1000
1x49	172	1494	53	1300
2x28	172	1100	53	1000
2x35	172	1494	53	1300
2x49	172	1494	53	1300

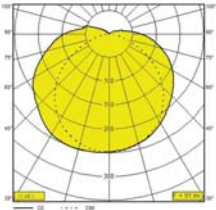


## Installation



# Photometric Data & Fast Calculation Tables

Cat No. WLT128Z

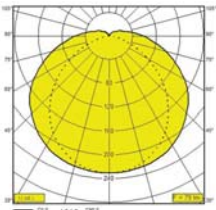


LOR: 91.4%  
DLOR: 84.1%  
ULOR: 7.3%  
SHR nom: 1.5:1  
SHR max: 1.69:1

Utilisation Factors/TM5											
Reflectances			Room Index								
C	W	F	0.75	1	1.25	1.5	2	2.5	3	4	5
70	50	20	49	56	63	68	74	79	82	86	89
	30		42	49	56	61	68	73	77	82	85
	10		37	43	50	55	63	68	72	78	82
50	50	20	47	54	60	64	70	74	77	81	84
	30		40	47	54	58	65	70	73	78	81
	10		36	42	49	54	60	65	69	74	78
30	50	20	45	51	57	61	66	70	73	77	79
	30		39	45	52	56	62	66	69	74	77
	10		35	41	47	52	58	63	66	71	74
0	0	0	32	38	44	48	54	58	61	65	68
BZ-class			5	5	5	5	5	5	5	5	5

1 x 28w T5 / 2600 lm									
Illuminance (lx)	Height (m)	Room size (m <sup>2</sup> )							
		40	60	80	100	150	200	250	300
300	2.40	11	15	18	22	30	38	47	55
	2.65	11	15	19	23	31	40	48	56
	2.75	12	15	19	23	32	40	48	56
400	2.40	14	19	24	29	40	51	62	73
	2.65	15	20	25	30	42	53	63	74
	2.75	15	20	25	30	42	53	64	75
500	2.40	18	24	30	36	50	64	77	91
	2.65	19	25	31	37	52	66	79	93
	2.75	19	25	32	38	52	66	80	93
Maintenance factor: 0.8									

Cat No. WLT228Z

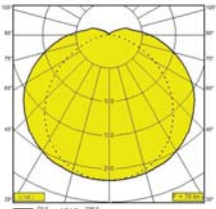


LOR: 79.3%  
DLOR: 73.0%  
ULOR: 5.3%  
SHR nom: 1.5:1  
SHR max: 1.69:1

Utilisation Factors/TM5											
Reflectances			Room Index								
C	W	F	0.75	1	1.25	1.5	2	2.5	3	4	5
70	50	20	44	50	56	60	65	69	72	76	78
	30		38	44	50	54	60	64	68	72	75
	10		33	39	45	50	56	60	64	69	72
50	50	20	42	48	53	57	62	65	68	71	74
	30		36	42	48	52	58	62	64	68	71
	10		32	38	44	48	54	58	61	66	69
30	50	20	40	46	51	54	59	62	64	67	69
	30		35	41	46	50	55	59	61	65	67
	10		32	37	43	47	52	56	59	63	65
0	0	0	30	35	40	43	48	52	54	58	60
BZ-class			5	5	5	5	5	5	5	5	5

2 x 28w T5 / 5200 lm									
Illuminance (lx)	Height (m)	Room size (m <sup>2</sup> )							
		40	60	80	100	150	200	250	300
300	2.40	6	8	11	12	17	22	27	31
	2.65	7	9	11	13	18	23	27	32
	2.75	7	9	11	13	18	23	27	32
400	2.40	8	11	14	16	23	29	35	42
	2.65	9	12	14	17	24	30	36	42
	2.75	9	12	15	17	24	30	36	43
500	2.40	10	14	17	20	28	36	44	52
	2.65	11	14	18	21	29	37	45	53
	2.75	11	15	18	22	30	38	45	53
Maintenance factor: 0.8									

Cat No. WLT235Z



LOR: 77.7%  
DLOR: 71.5%  
ULOR: 6.2%  
SHR nom: 1.5:1  
SHR max: 1.69:1

Utilisation Factors/TM5											
Reflectances			Room Index								
C	W	F	0.75	1	1.25	1.5	2	2.5	3	4	5
70	50	20	42	48	54	58	63	67	70	74	76
	30		36	42	48	52	58	63	66	70	73
	10		32	38	43	48	54	59	62	67	70
50	50	20	40	46	51	55	60	64	66	69	72
	30		35	41	46	50	56	60	62	66	69
	10		31	37	42	46	52	56	59	64	67
30	50	20	39	44	49	52	57	60	62	65	67
	30		34	39	44	48	53	57	59	63	65
	10		30	36	41	45	50	54	57	61	63
0	0	0	28	33	38	41	46	50	52	56	58
BZ-class			5	5	5	5	5	5	5	5	5

2 x 35w T5 / 6600 lm									
Illuminance (lx)	Height (m)	Room size (m <sup>2</sup> )							
		40	60	80	100	150	200	250	300
300	2.40	5	7	9	10	14	18	22	25
	2.65	6	7	9	11	15	18	22	26
	2.75	6	7	9	11	15	19	22	26
400	2.40	7	9	11	14	19	24	29	34
	2.65	7	9	12	14	19	24	29	34
	2.75	7	10	12	14	20	25	30	35
500	2.40	8	11	14	17	23	30	36	42
	2.65	9	12	15	17	24	30	37	43
	2.75	9	12	15	18	24	31	37	43
Maintenance factor: 0.8									

**Cooper Lighting and Safety Ltd**  
Wheatley Hall Road, Doncaster, South Yorkshire. DN2 4NB  
www.cooper-ls.com

**Sales**  
T: +44 (0)1302 303303  
F: +44 (0)1302 367155  
E: sales@cooper-ls.com

**General**  
T: +44 (0)1302 321541  
F: +44 (0)1302 303220  
E: technical@cooper-ls.com

**Major Projects London**  
T: +44 (0)1992 787999  
F: +44 (0)1992 787222  
E: london@cooper-ls.com

**Export**  
T: +44 (0)1302 303250  
F: +44 (0)1302 303251  
E: export@cooper-ls.com